

















































PAC 12 Performance as of 6-30-18

1 Year	3 Year	5 Year	10 Year
 11.28%	 7.80%	 9.37%	 6.44%
 11.07%	 7.54%	 8.93%	 6.40%
 10.49%	 7.24%	 8.80%	 6.29%
 9.60%	 7.06%	 8.60%	 6.20%
 9.49%	 7.00%	 8.60%	 5.90%
 9.40%	 6.80%	 8.40%	 5.71%
 8.90%	 6.50%	 8.26%	 5.40%
 8.60%	 6.50%	 7.30%	 5.22%
 8.30%	 6.30%	 7.30%	 4.80%
 8.00%	 5.23%	 6.30%	 4.80%
 6.90%	 5.10%	 6.16%	 4.70%
 6.16%	 4.80%	 6.10%	 4.49%

Note: Returns for the individual entities shown above were accessed through sources such as NACUBO, public records, press reports, schools, and surveys. Performance is net of fees and expenses. **Past performance is not indicative of future results.**

Please see Legal Notice for additional information.

Legal Notice and Important Disclosures

All information presented herein (the "Information") is confidential and as of the date of this report, has not been audited, and is intended solely for your informational purposes. The Information including, but not limited to, investment experience/views, benchmarks, strategic targets, market opportunity, strategy assets, exposures, portfolio construction, capitalizations, positions, fund characteristics, guidelines, returns or performance may involve our views, estimates, assumptions, facts, and information from other sources that are believed to be accurate and reliable and are as of the date listed above – any of which may change without notice. We have no obligation (express or implied) to update any or all of the Information or to advise you of any changes; nor do we make any express or implied warranties or representations as to the completeness or accuracy, or accept responsibility for errors.

The Information is qualified in its entirety by reference to the applicable Investment Policy Statement (the "Investment Policy"). In the event of conflict between this Information and the Investment Policy, the Investment Policy prevails. **This is not, and should not be considered, an offer to invest in, or to buy or sell, any interests or shares, or to participate in any investment or trading strategy. Any offering or solicitation will be made only pursuant to the Investment Policy, together with all appropriate documents, all of which must be read and agreed to in their entirety. (Capitalized terms have the same meanings as set out in the Investment Policy.) Assets are managed by Perella Weinberg Partners Capital Management LP (PWPCM).**

Please note that the performance information presented is that of the University of Colorado Foundation (the "Investor"). This performance information has been prepared using estimates, has not been audited, and is intended solely for your general informational purposes. The performance described are net of advisory fees and other fees and charges imposed by third parties, such as: in the case of mutual fund investments, mutual fund investment management fees, 12b-1 distribution fees, and other administrative servicing fees. In instances in which we receive additional valuation information from underlying investments after we have calculated and disseminated the account's performance information, such additional valuation information, for performance purposes, is usually utilized only in connection with the next scheduled performance calculation and distribution (and not retroactively applied). The use of information in connection with the next scheduled performance calculation and distribution could cause a variation (which may be material) between the performance information shown herein, and information reported to you in other materials, such as, but not limited to, your account statements and audited financial statements. It cannot, and should not, be relied upon for any other purposes without the prior written consent of PWPCM. This information also is confidential and may not be discussed with or disclosed to any other person without the prior written consent of PWPCM. **Past performance is not an indication of future results.** Strategy performance is presented net of expenses, but gross of custody fees which are assessed at the total portfolio level. Attribution information is presented net of trading expenses but gross of custody fees. Asset Allocations are based on our assessment of the securities and/or the underlying fund's portfolio and determined solely in our discretion based on best-efforts approximations of assumptions, third-party unverified data, inconsistent data, data conversions and estimates from incomplete information. The actual Allocations may be substantially different from the information presented herein.

PWPCM and its affiliates do not provide tax advice. Accordingly, any discussion of U.S. tax matters contained herein (including any attachments) is not intended or written to be used, and cannot be used, in connection with the promotion, marketing or recommendation by anyone unaffiliated with PWPCM of any of the matters addressed herein or for the purpose of avoiding U.S. tax-related penalties.

Certain information contained in this document constitutes "forward-looking statements," which can be identified by the use of forward-looking terminology such as "may", "will", "should", "expect", "anticipate", "target", "project", "estimate", "intend", "continue" or "believe" or the negatives thereof or other variations thereon or comparable terminology. Due to various risks and uncertainties, actual events or results or the actual performance of the investments may differ materially from those reflected or contemplated in such forward-looking statements.